

gayla

Il modello Gayla con anta in alkorcell, un materiale atossico ed ecocompatibile, nelle finiture legno e color opaco fortemente caratterizzanti, affiancata ai materiali e alla varietà di proposte funzionali del ricco catalogo, permette originali proposte compositive e suggestivi accostamenti stilistici.

Il disegno dell'anta leggermente stondata verticalmente e l'essenza legno fornita con la finitura spazzolata, conferisce alle composizioni del modello Gayla un'estetica fortemente personalizzata di grande impatto emotivo.



28 CREO Kitchens A-L



CREO ECOLOGIC

IL GRUPPO LUBE HA SCELTO DI UTILIZZARE PER I COMPONENTI COSTITUENTI LE STRUTTURE DELLE CUCINE SOLO MATERIALE A BASSISSIMA EMISSIONE DI FORMALDEIDE: CONFORMI ALLO STANDARD F4STELLE SECONDO LA NORMA JIS, CERTIFICATO DAL MINISTERO GIAPPONESE, IL PIU' SEVERO IN MERITO ALLE NORMATIVE DI SALVAGUARDIA AMBIENTALE.

Regarding the production of its kitchen structure components, lube group has decided to only use materials featuring very low formaldehyde emissions complying with the 4-star standard, as defined by the jis regulation. This standard is certified by the japanese government-the most rigorous when it comes to environmental protection.

Gayla, with its doors in alkorcell, a non-toxic and eco-compatible material, in its wood and matt colour finishes, combined with a range of materials and a wide variety of functional solutions, permits original compositions and suggestive combinations of style. The design of the doors, slightly rounded vertically, and the use of a brushed wood finish, gives Gayla a strongly personal aesthetic, which has a highly emotional impact.

CREO KITCHENS

CREO Kitchens A-L 29

gayla

cod. **K12**

SP. 18 MM

CARATTERISTICHE TECNICHE

ANTE E FRONTALI CASSETTI rivestita in alkorcell finitura legno stondata nei lati verticali, con bordo abs in tinta nei lati orizzontali nei colori: olmo grigio spazzolato venatura verticale (opz.5012), larice cappuccino spazzolato venatura orizzontale (opz.2305), larice sigaro spazzolato venatura orizzontale (opz.2306), larice bianco finitura melinga venatura orizzontale (opz.252), rovere cenere finitura melinga venatura orizzontale (opz.260)

rivestita in alkorcell nei colori opachi: bruno antilope (opz.9481), grigio canapa (opz.8911)

ANTE VETRO di serie: telaio in mdf finitura zero chimico (opz.407), vetro satinato bianco **N.B.: con maniglia solo passo mm 160**
a richiesta: telaio in alluminio finitura brill maniglia incorporata con vetro satinato (opz.412)
telaio in alluminio finitura brill maniglia incorporata con vetro colorato

MANIGLIE di serie: **800 finitura zero chimico passo mm 160**
a richiesta: 810 finitura nichel satinato passo mm 160
811 finitura cromo passo mm 160
F481 finitura cromo passo mm 160
K52 finitura cromo passo mm 64/160/320 in funzione dell'anta
960 finitura brill ad incasso lato orizzontale, larghezza in funzione dell'anta

STRUTTURE DI SERIE
ANTA: LARICE BIANCO
nobilitato bianco (opz.001), schiena e ripiano bianco (opz.001)
ANTE: LARICE CAPPUCCINO, LARICE SIGARO, BRUNO ANTILOPE
nobilitato devalè finitura grafis (opz.796), schiena e ripiano bianco (opz.001)
ANTE: OLMO GRIGIO, GRIGIO CANAPA
nobilitato perla d'oriente (opz.940), schiena e ripiano avorio (opz.930)
ANTA: ROVERE CENERE
nobilitato rovere cenere (opz.261), schiena e ripiano bianco (opz.001)



TOP DI SERIE altezza cm 4 in laminato postformato bianco (opz.001), idrorepellente

MENSOLE altezza cm 3,8 in laminato bianco (opz.001), perla d'oriente (opz.940), devalè finitura grafis (opz.796), bruno antilope (opz.9481), rovere cenere (opz.261), larice cappuccino (opz.2305), larice sigaro (opz.2306), olmo grigio (opz.5012), grigio canapa (opz.8911)

ZOCCOLI di serie: altezza 15 cm in pvc ricoperti in melamina colore alluminio satinato (opz.405)
a richiesta: altezza 15 cm in pvc ricoperti in melamina finitura acciaio (opz.407)
altezza 15 cm in pvc ricoperti in melamina bianco (opz.001)

CREO
KITCHENS

TECHNICAL SPECIFICATIONS

DOORS AND DRAWER FRONTS	<p>alkorcell with wood finish, rounded vertical sides, ABS edges with matching horizontal sides, colours: brushed elm grey vertical grain (code 5012), brushed larch cappuccino horizontal grain (code 2305), brushed larch cigar horizontal grain (code 2306), white larch with melinga finish horizontal grain (code 252), white larch with melinga finish horizontal grain (code 252), ash oak with melinga finish horizontal grain (code 260)</p>
GLASS DOORS	<p>alkorcell, coated matt colours: antilope brown (code 9481), hamp grey (code 8911)</p> <p>standard: mdf frame, zero chemical finish (code 407), white frosted glass Note: with handle, centre-to-centre distance 160 mm only</p> <p>on request: frame in brill finish aluminium, incorporated handle with frosted glass (code 412) frame in brill finish aluminium, incorporated handle with coloured glass</p>
HANDLES	<p>standard: 800 chemical zero finish, centre-to-centre distance 160 mm</p> <p>on request: 810 satin nickel finish, centre-to-centre distance 160 mm 811 chrome finish, centre-to-centre distance 160 mm F481 chrome finish, centre-to-centre distance 160 mm K52 chrome finish 64/160/320 centre-to-centre distance according to door size 960 brill finish recessed on horizontal side, width depending on the door</p>
STANDARD CARCASSES	<p>DOOR: WHITE LARCH melamine-coated white (code 001), white back panel and shelf (code 001)</p> <p>DOORS: CAPPUCCINO LARCH, CIGAR LARCH, ANTILOPE BROWN melamine-coated devalè with grafis finish (code 796), white back panel and shelf (code 001)</p> <p>DOORS: GREY ELM, HAMP GREY melamine-coated oriental pearl (code 940), ivory back panel and shelf (code 930)</p> <p>DOOR: OAK ASH melamine-coated oak ash (code 261), white back panel and shelf (code 001)</p>
STANDARD TOPS	<p>thickness 4 cm, white post-formed laminate (code 001), waterproof</p>
SHELVES	<p>thickness 3.8 cm, white laminate (code 001), oriental pearl (code 940), devalè with grafis finish (code 796), antilope brown (code 9481), oak ash (opz.261), cappuccino larch (opz.2305), cigar larch (opz.2306), grey elm (code 5012), hamp grey (code 8911)</p>
PLINTHS	<p>standard: height 15 cm, melamine-coated pvc with satin aluminium finish (code 405)</p> <p>on request: height 15 cm, melamine-coated pvc with steel finish (code 407) height 15 cm, white melamine-coated finish (code 001)</p>

gayla

cod. **K12**

ante finiture legno wood finish doors

 *colori in pronta consegna*
available colours

NEW



olmo grigio spazzolato (opz.5012)
brushed elm grey
(code 5012)



larice cappuccino spazzolato (opz.2305)
brushed larch cappuccino
(code 2305)



larice sigaro spazzolato (opz.2306)
brushed larch cigar
(code 2306)

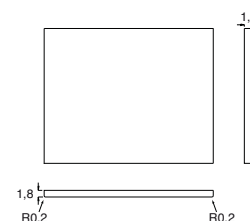


larice bianco finitura melinga (opz.252)
white larch with
melinga finish (code 252)



rovere cenere finitura melinga (opz.260)
oak ash with melinga
finish (code 260)

SP. 18 MM TH.18 MM



ante finiture opache matt finish doors

NEW



bruno antilope (opz.9481)
antelope brown (code 9481)

NEW

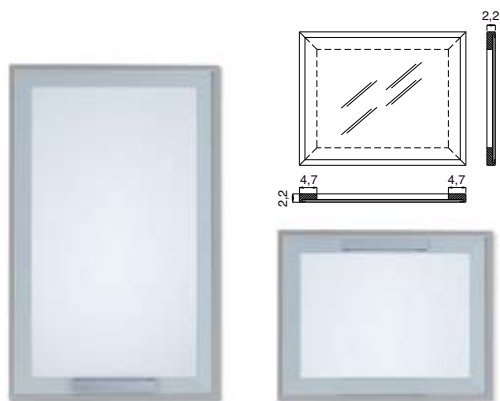


grigio canapa (opz.8911)
hemp grey (code 8911)

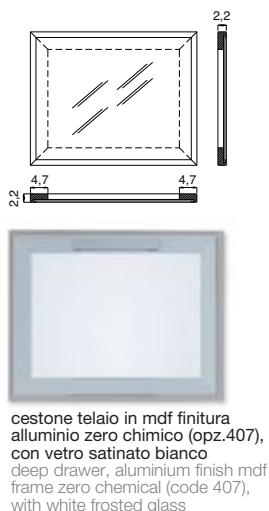
gayla

cod. **K12**

ante vetro di serie
standard glass doors



telaio in mdf finitura alluminio zero chimico (opz.407), con vetro satinato bianco
aluminium finish mdf frame zero chemical (code 407), with white frosted glass

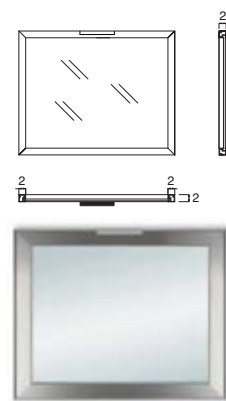


cestone telaio in mdf finitura alluminio zero chimico (opz.407), con vetro satinato bianco
deep drawer, aluminium finish mdf frame zero chemical (code 407), with white frosted glass

ante vetro alluminio finitura brill
vetro satinato
doors brill finish aluminium frame and frosted glass panel



telaio alluminio brill (opz.412) con maniglia incorporata L 80 mm, vetro satinato
brill finish aluminium frame (code 412) with incorporated handle L 80 mm, frosted glass



cestone vetro telaio alluminio brill (opz.412) con maniglia incorporata L 80 mm, vetro satinato
deep drawer, brill finish aluminium frame (code 412) with incorporated handle L 80 mm, frosted glass

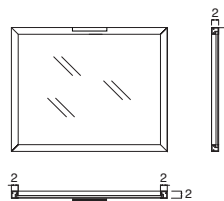
ante vetro alluminio finitura brill vetro colorato
doors brill finish aluminium frame and coloured glass panel



telaio alluminio brill con vetro colorato corda (opz.736SK)
brill finish aluminium frame with jute coloured glass (code 736SK)



cestone vetro telaio alluminio brill con vetro colorato corda (opz.736SK)
deep drawer, brill finish aluminium frame with jute coloured glass (code 736SK)



colori vetri glass colours

bianco neve snow white (opz.730SK) satinato frosted (opz.710K) lucido glossy	avorio ivory (opz.731SK) satinato frosted (opz.711K) lucido glossy	giallo ambra amber yellow (opz.723SK) satinato frosted (opz.723K) lucido glossy	sabbia sand (opz.726SK) satinato frosted (opz.726K) lucido glossy	corda jute (opz.736SK) satinato frosted (opz.736K) lucido glossy	blu oltremare ultramarine blue (opz.922SK) satinato frosted (opz.923K) lucido glossy
lavanda lavender (opz.9141K) satinato frosted (opz.9142K) lucido glossy	rosso chiaro light red (opz.724SK) satinato frosted (opz.724K) lucido glossy	visone mink (opz.946SK) satinato frosted (opz.945K) lucido glossy	caffè coffee (opz.887SK) satinato frosted (opz.888K) lucido glossy	grafite graphite (opz.727SK) satinato frosted (opz.727K) lucido glossy	blu aviazione aviation blue (opz.8363K) satinato frosted (opz.8364K) lucido glossy

gayla

MANIGLIE HANDLES

DI SERIE STANDARD



Maniglia 800 finitura zero chimico
passo 160 mm
pomo 020 solo per anta L 15

Handle 800 zero chemical finish
centre-to-centre distance 160 mm
Knob 020 for door W 15



Pomo 020 finitura zero chimico
solo per anta L 15 in abbinamento
alla maniglia 800

Knob 020 zero chemical finish
only for door W 15 in combination
to the handle 800

A RICHIESTA ON REQUEST



Maniglia F481 finitura cromo
passo 160 mm
passo 64 mm solo per anta L 15

Handle F481 chrome finish
centre-to-centre distance 160 mm
centre-to-centre distance 64 mm for door W 15

A RICHIESTA ON REQUEST **NEW**



Maniglia K52 finitura cromo
anta L 15 → passo 64 mm
anta da L 30 a L 45 → passo 160 mm
anta da L 60 a L 90 → passo 320 mm

Handle K52 chrome finish
door W 15 → centre-to-centre distance 64 mm
door from W 30 to W 45 → centre-to-centre distance 160 mm
door from W 60 to W 90 → centre-to-centre distance 320 mm

A RICHIESTA ON REQUEST



Maniglia 811 finitura cromo
passo 160 mm
passo 64 mm solo per anta L 15

Handle 811 chrome finish
centre-to-centre distance 160 mm
centre-to-centre distance 64 mm for door W 15

A RICHIESTA ON REQUEST



Maniglia 810 finitura nichel satinato
passo 160 mm
passo 64 mm solo per anta L 15

Handle 810 satin nickel finish
centre-to-centre distance 160 mm
centre-to-centre distance 64 mm for door W 15

A RICHIESTA ON REQUEST



Maniglia 960 finitura brill ad incasso
lato orizzontale
larghezza in funzione dell'anta

Handle 960 brill finish
brill finish flush horizontal side
width as a function of the leaf



gayla

strutture carcasses



bianco (opz.001)
schiena e ripiano bianco (opz.001)
white (code 001)
white back panel and shelf (code 001)



devalè finitura grafis (opz.796)
schiena e ripiano bianco (opz.001)
devalè with grafis finish (code 796)
white back panel and shelf (code 001)



perla d'orient (opz.940)
schiena e ripiano avorio (opz.930)
oriental pearl (code 940)
ivory back panel and shelf (code 930)



rovere cenere (opz.261)
schiena e ripiano bianco (opz.001)
ash oak (code 261)
white back panel and shelf (code 001)



CREO ECOLOGIC

IL GRUPPO LUBE HA SCELTO DI UTILIZZARE PER I COMPONENTI COSTITUENTI LE STRUTTURE DELLE CUCINE SOLO MATERIALE A BASSISSIMA EMISSIONE DI FORMALDEIDE: CONFORMI ALLO STANDARD F★★★★ SECONDO LA NORMA JIS, CERTIFICATO DAL MINISTERO GIAPPONESE, IL PIÙ SEVERO IN MERITO ALLE NORMATIVE DI SALVAGUARDIA AMBIENTALE.

LUBE GROUP HAS CHOSEN TO EXCLUSIVELY USE MATERIALS WITH VERY LOW FORMALDEHYDE EMISSIONS FOR THE COMPONENTS MAKING UP THE KITCHEN CARCASSES: THESE ELEMENTS COMPLY WITH THE F4 STAR STANDARD ACCORDING TO JIS, CERTIFIED BY THE JAPANESE GOVERNMENT - THE MOST STRINGENT WHEN IT COMES TO ENVIRONMENTAL PROTECTION.

zoccoli in pvc H 15 pvc plinth H 15



alluminio satinato (opz.405)
satin aluminium (code 405)



acciaio (opz.407)
steel (code 407)



bianco (opz.001)
white (code 001)

gayla

mensole in laminato laminate shelves



bianco (opz.001)
white (code 001)



devalè finitura grafis (opz.796)
devalè with grafis finish (code 796)



perla d'oriente (opz.940)
oriental pearl (code 940)



rovere cenere (opz.261)
ash oak (code 261)



grigio canapa (opz.8911)
hemp grey (code 8911)

mensole in alkorcell alkorcell shelves



larice cappuccino (opz.2305)
cappuccino larch (code 2305)



larice sigaro (opz.2306)
cigar larch (code 2306)

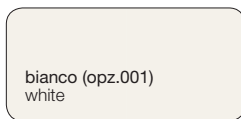


olmo grigio (opz.5012)
grey elm (code 5012)



bruno antilope (opz.9481)
antelope brown (code 9481)

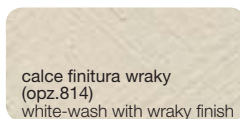
top H 4 consigliati in laminato bordo postformato recommended laminate worktops H 4 with post-formed edge



bianco (opz.001)
white



sabbia finitura mika
(opz.823)
sand with mika finish



calce finitura wraky
(opz.814)
white-wash with wraky finish



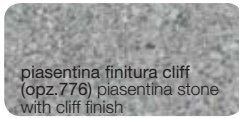
grigio cemento finitura touch
(opz.786)
grey cement with touch finish



beige chiaro (opz.008)
light beige



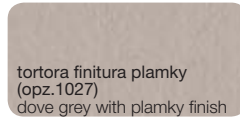
acoma opaco finitura touch
(opz.5545)
acoma matt with touch finish



piasentina finitura cliff
(opz.776)
piasentina stone
with cliff finish



ardesia (opz.785)
slate grey



tortora finitura plamky
(opz.1027)
dove grey with plamky finish

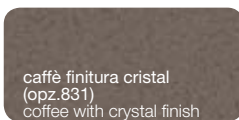


shiro finitura flattening
(opz.4545)
shiro with flattening finish

top H 4 consigliati in laminato bordo ABS 1 recommended laminate worktops H 4 with ABS 1 edge



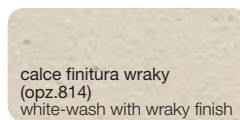
bianco finitura velvet
(opz.800)
white with velvet finish



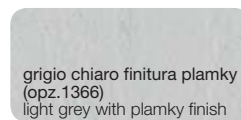
caffè finitura cristal
(opz.831)
coffee with crystal finish



sabbia finitura mika
(opz.823)
sand with mika finish



calce finitura wraky
(opz.814)
white-wash with wraky finish



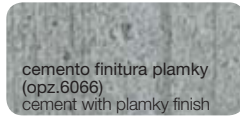
grigio chiaro finitura plamky
(opz.1366)
light grey with plamky finish



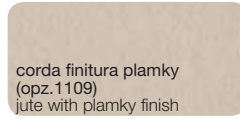
antracite finitura flattening
(opz.858)
anthracite with flattening finish



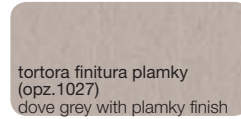
travertino beige con stuccature
finitura plamky (opz.822)
travertine beige with putty
plamky finish



cemento finitura plamky
(opz.6066)
cement with plamky finish



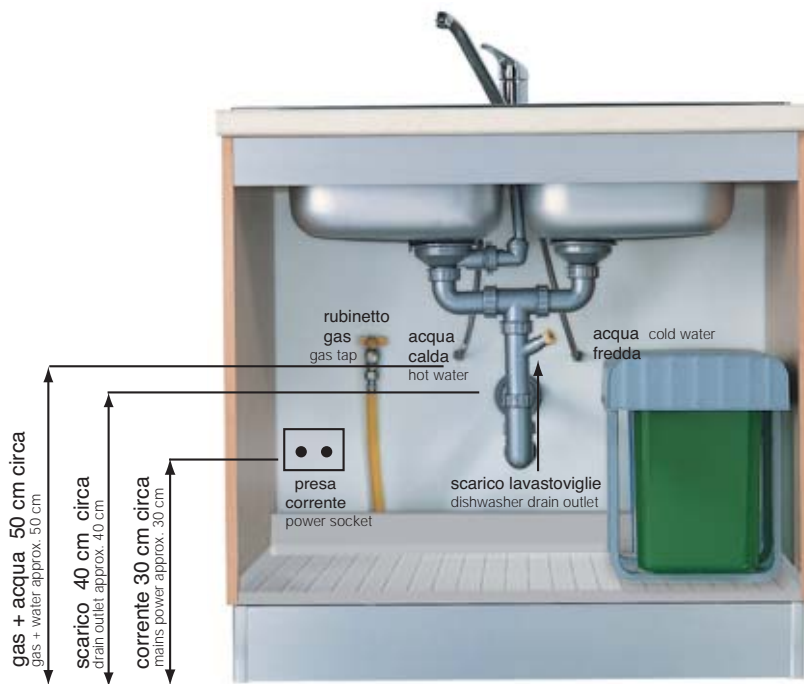
corda finitura plamky
(opz.1109)
jute with plamky finish



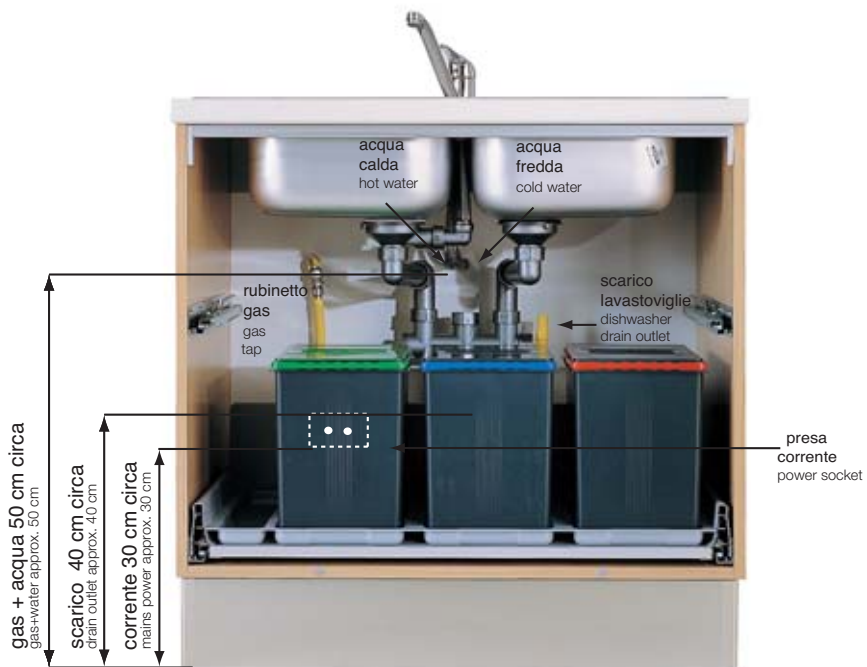
tortora finitura plamky
(opz.1027)
dove grey with plamky finish

SCHEMA DI ALLACCIO IMPIANTO ELETTRICO IDRICO E GAS

POWER, WATER AND GAS NETWORKS CONNECTIONS DIAGRAM



SOTTOLAVELLO CON ANTE
SINK BASE UNIT WITH DOORS



SOTTOLAVELLO 2 CESTONI CON SIFONE SALVASPAZIO
SINK BASE UNIT WITH 2 DEEP DRAWERS AND SPACE-SAVER DRAIN PIPING